


H-TİPİ İSKELE PARÇALARI

Çerçevesler

Frames

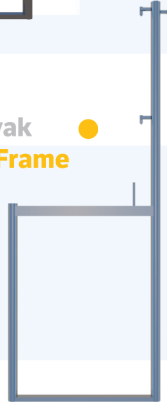


● H-Tipi Çerçeve
H-Type Frame

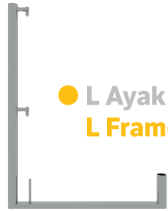


● Yarım Çerçeve
Half Frame

● Topal Ayak
Cripple Frame



● L Ayak 1m
L Frame 1m




● L Ayak 2m
L Frame 2m



H-TYPE SCAFFOLD PARTS

Platformlar

Platforms



● Çelik Kalas 0.7m-3m
Steel Deck 0.7m-3m



● Alüminyum Merdiven
Aluminium Ladder



● Çapraz Bağlantı
Diagonal Connection

● Yatay Bağlantı
Horizontal Connection




H-TİPİ İSKELE PARÇALARI

Aksesuarlar

Accessory



● Ayar Mili
Base Jack



● Başlangıç Ayağı
Starter Foot



● Çiftli Kelepçe
Double Coupler



● Saplama + Çelik Düvel
Stabbing + Steel Dowel



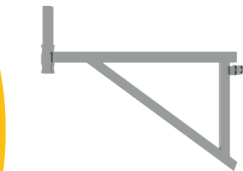
● Boru Tij
Pipe Rod



● Korkuluk
Side Railing



● Topukluk
Toe Board



● Console
Konsol

Bize Ulaşın

Get In Touch

Demirel Yapı Iskele ve Kalıp Sistemleri
B.Bakkalköy Mh. Samandıra Cd. No:3
Maltepe İstanbul TURKEY
P: +90 216 561 76 65
E: info@demireliskele.com
W: www.demireliskele.com